

S M S

Supply Monitoring System

# Why SMS?

- Improved planning of routine needs
- Improved planning of Prepositioning of stocks
- Improved overview of the incoming supplies for Health Cluster partners
- Improved monitoring of supplies used and numbers beneficiaries reached.

# What information will you find in SMS?

- Type of supply
- Quantity
- Destination WB/Gaza
- Time of delivery

# Supply Monitoring System (SMS)

AGENCY NAME	*
DATE OF DATA ENTRY yyyy-mm-dd	*  

## Supply details

CHOOSE A SUPPLY CATEGORY	*
<ul style="list-style-type: none"><li><input type="radio"/> Emergency, Surgical Operations, and ICUs</li><li><input type="radio"/> Immunology, Communicable diseases, and Inheritance disease</li><li><input type="radio"/> Mental Health and Neurology</li><li><input type="radio"/> Mother and Child Health</li><li><input type="radio"/> Nephrology and Heamodialysis</li><li><input type="radio"/> Oncology and Heamatology</li><li><input type="radio"/> Opthamology</li><li><input type="radio"/> Primary Health Care</li><li><input type="radio"/> Radiology and Diagnostic imaging</li></ul>	
PLEASE SPECIFY THE TYPE OF SUPPLY <i>eg. Drug, gloves etc...</i>	*

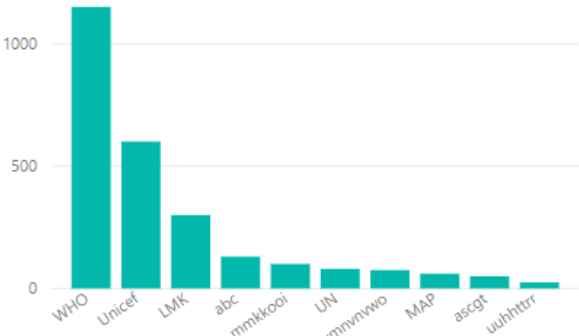
# Stock report

- Submit monthly stock reports to Health Cluster
- (in order for the HC to have an improved overview of present stocks)

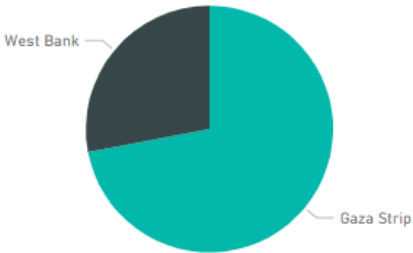
# Dashboard

## Supply Monitoring System (SMS)

PLANNED QUANTITY TO BE PREPOSITIONED by Agency Name



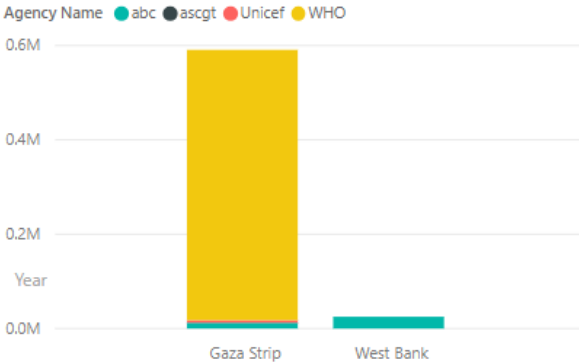
NUMBER OF BENEFICIARIES by location



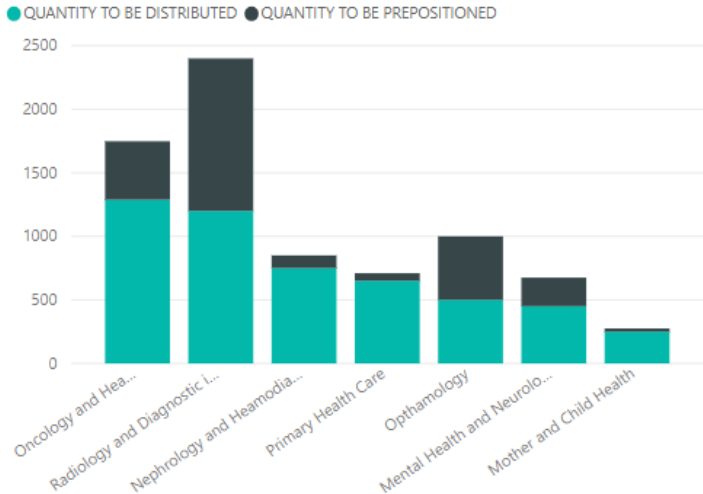
Supply category

Agency Name

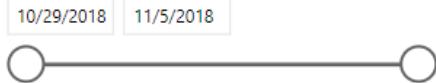
Number of Beneficiaries by location and Agency Name



QUANTITY TO BE DISTRIBUTED and QUANTITY TO BE PREPOSITIONED by Supply category



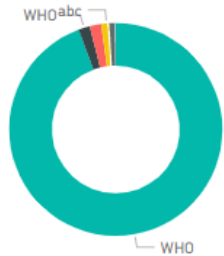
Date of Data entry



eta (Estimated time of arrival)



Planned Quantity to be Propositioned by Please spe...



<https://app.powerbi.com/view?r=eyJrIjoiZmFjYTA5OGMtNjVhYi00OTgyLTg2MTUtZmI0OGNhNWl5NjU0liwiZCI6IjAyOGMxYThjLWNmNGltNDgyZS1iZjgwLTNhNTYxMTC5ZGE3ZCIsImMiOiI9>